


UROLIFT®

BPH Relief. In Sight.™



Not actual patient

Patient Information

The UroLift® System is a proven approach to treating enlarged prostate without heating, cutting or removing tissue¹⁻⁶

1. Roehrborn, J Urol 2013; 2. AUA Guidelines 2003, 2020; 3. Mirakhor, Can Assoc Rad J 2017; 4. McVary, J Urol 2016, 5. Gilling, Can J Urol 2020; 6. Kadner, World J Urol 2021

What is an **enlarged prostate**?

Benign Prostatic Hyperplasia, or BPH, is a common condition in which the prostate enlarges as men get older. Over 40% of men in their 50s and over 70% of men in their 60s have BPH.¹ While BPH is a benign condition and unrelated to prostate cancer, it can greatly affect a man's quality of life.

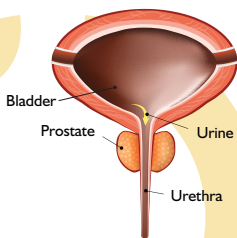
As the prostate enlarges, it presses on and blocks the urethra, causing bothersome urinary symptoms such as:

- Frequent need to urinate both day and night
- Weak or slow urinary stream
- A sense that you cannot completely empty your bladder
- Difficulty or delay in starting urination
- Urgent feeling of needing to urinate
- A urinary stream that stops and starts

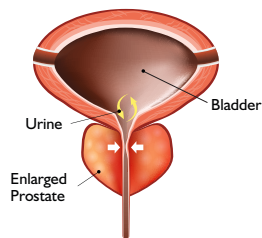


Not actual patient

Normal Prostate



Benign Prostatic Hyperplasia (BPH)



“The procedure has allowed me to **regain my quality of life**. I have no urgency, no frequency and I’m **thoroughly satisfied with the results.**”

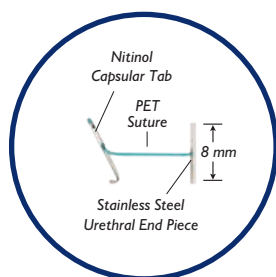
Stephen Richardson, MD (patient)

What is the UroLift® System?

The UroLift System is a minimally invasive procedure to treat an enlarged prostate. It is a proven option for patients looking for an alternative to medications or major surgery. It is the only leading enlarged prostate procedure that does not require heating, cutting or destruction of prostate tissue.^{3,5,6,7,10,11}

Advantages of the UroLift System

- ✓ Safe and effective¹²
- ✓ Risk profile better than reported for procedures such as TURP⁹
- ✓ Rapid symptom relief,¹⁰ better than reported for medications¹¹
- ✓ Only leading BPH procedure shown to not cause new and lasting sexual dysfunction^{*5,10,11}



ACTUAL SIZE
of UroLift implant

*No instances of new, sustained erectile or ejaculatory dysfunction in the L.I.F.T. pivotal study

How the UroLift® System works



Step 1

The UroLift Delivery Device is placed through the obstructed urethra to access the enlarged prostate.



Step 2

Small UroLift implants are permanently placed to lift and hold the enlarged prostate tissue out of the way and increase the opening of the urethra. The permanent Implants are delivered through a small needle that comes out of the UroLift Delivery Device and into the prostate.



Step 3

The UroLift System procedure provides quick symptom relief by opening the obstructed urethra.

1. Lokeshwar, Transl Androl Urol 2019; 2. Milano, Med Sci Monit 2008;
3. Mirakhur, Can Assoc Rad J 2017; 4. Woo, BJUI 2011; 5. McVary, J Sex Med 2016;
6. Gilling, Can J Urol 2020; 7. Kadner, World J Urol 2020; 8. Roehrborn Urology Clinics 2016;
9. Sonksen, EU Urol, 2015; 10. Roehrborn, J Urology 2013;
11. AUA BPH Guidelines 2003, 2020;
12. Ruktalis, Prostate Cancer and Prostatic Dis 2018

What to expect during the procedure

- If the UroLift® System is right for you, your urologist will provide you with detailed information relating to the procedure.
- The procedure can be done under local anesthesia.
- The urologist introduces a thin tube through the urethra and places implants into the prostate until a sufficient opening for urine to pass easily is achieved.



*Urologist's view of
obstructed prostate*

What to expect after the procedure

Most patients do not require a catheter after having the UroLift System procedure. Most common side effects are temporary and include painful urination, blood in the urine, pelvic pain, urinary urgency and/or the inability to control the urge. Rare side effects, including bleeding and infection, may lead to serious outcomes and may require intervention. Most symptoms typically resolve within two to four weeks after the procedure.¹



*Unblocked urethra after
UroLift System procedure**



Not actual patient

**“There was a night-and-day
difference in symptom relief
by the second week...
I’ve already recommended
it to a friend!”**

David Brewer, Patient and Anesthesiologist

*Results may vary
1. Roehrborn, J Urology 2013 LIFT Study

*Results may vary



PROCEDURE

How do I determine if I may be a candidate for the UroLift® System procedure?

Speak to your urologist to determine if you are a candidate for the procedure. You may be a candidate if you are a male, 50 years of age or older, and have symptoms relating to BPH.

How long will my results last?

The UroLift System procedure is intended to be a long-lasting solution for BPH/LUTS that utilises a permanently placed implant. Clinical studies have proven durability out to five years.¹ Individual results may vary.

Will my prostate continue to grow even after I get a UroLift System procedure?

What if I need another procedure?

Your prostate may continue to grow after the procedure; however, receiving the UroLift System does not preclude subsequent treatment with a UroLift System, laser or TURP procedure.

WHAT TO EXPECT?

How quickly can I expect to have symptom relief?

Patients can experience minimal downtime post-procedure and symptom relief as early as two weeks.²

When can I resume my usual activities?

Many men experience rapid recovery in days following the procedure.² Your urologist will discuss any restrictions and your specific situation after your procedure.

Will I need to continue taking my BPH medications after the procedure?

The goal of the UroLift System procedure is to provide the relief you need to discontinue your BPH medications. Your urologist will decide if continued use of BPH medication is necessary.

Will my sexual function be affected by the UroLift System procedure?

*Clinical studies have shown the UroLift System procedure does not cause instances of new, sustained erectile or ejaculatory dysfunction.^{*2} The same cannot always be said of other BPH therapies such as TURP, laser and even medication.³*

What happens if the implants need to be removed?

The implants are intended to be permanent. The implant is made up of standard surgical implantable materials: a nitinol capsular tab, a stainless steel urethral tab, and a polyethylene terephthalate suture that holds the two tabs together. Your urologist can remove the urethral tab, if needed. The suture can be cut and the urethral tab can be retrieved with a standard grasper. The capsular tab and part of the suture will remain in place inside your body.

I have read that many men don't need a catheter after the UroLift® System procedure. Is this true?

Most patients do not require a catheter after having the UroLift System procedure. Your urologist will determine if you need a catheter. If a catheter is placed, it is typically only overnight and is removed the next morning.²

Is my prostate too large for this procedure?

The UroLift System is indicated for men with prostate sizes up to 100 grams. Your urologist can perform a test to determine your prostate size.

Can I have an MRI after the UroLift System procedure?

The UroLift implant is MR conditional and patients can be safely scanned after a UroLift System treatment provided that the specific MRI instructions are met.

*No instances of new, sustained erectile or ejaculatory dysfunction in the L.I.F.T. pivotal study
1. Roehrborn et al. Can J Urol 2017 5-Year LIFT Study;
2. Roehrborn, J Urology 2013 LIFT Study; 3. AUA BPH Guidelines 2003



Now what?

Are you ready to take control of your BPH symptoms? Don't settle for frustrating urinary symptoms and daily medications. The UroLift® System procedure may be the right choice for you if you are seeking a solution. So now what?

1. **Take the International Prostate Symptom Score questionnaire** to help determine the severity of your BPH symptoms

Ask your urologist for an IPSS survey now.

2. **Talk to your urologist** to see if you are a candidate for the UroLift System procedure
3. **Coordinate** with your urologist's office to confirm your insurance coverage
4. **Your urologist** may recommend a series of diagnostic tests to evaluate your condition
5. **Schedule** your UroLift System procedure



Not actual patient



**Not actual patient*

“I’m extremely satisfied and eternally grateful for the great outcome.* It was absolutely worth it... I’d do it again in a heartbeat.”

Steve Kruschen, Patient

*Results may vary



Teleflex, Inc. is dedicated to developing innovative, minimally invasive and clinically effective devices that address unmet needs in the field of urology. Our focus is to improve the standard of care for patients with Benign Prostatic Hyperplasia (BPH), a broadly underserved market.

As with any medical procedure, individual results may vary. Speak with your urologist to see if the UroLift® System procedure is right for you. Most common side effects are temporary and include painful urination, blood in the urine, pelvic pain, urinary urgency and/or the inability to control the urge. Rare side effects, including bleeding and infection, may lead to serious outcomes and may require intervention. Most symptoms typically resolve within two to four weeks after the procedure.¹

I. Roehrborn, J Urology 2013 L.I.F.T. Study



Teleflex Medical Private Limited
M/s Smartworks Coworking Space, Golden Millenium, 1st floor 69/3,
44 Millers Rd, Vasanth Nagar, Bengaluru, Karnataka – 560052, India
www.teleflex.com

Teleflex, the Teleflex logo, UroLift and the UroLift logo are trademarks or registered trademarks of Teleflex Incorporated or its affiliates, in the U.S. and/or other countries. Not all products may be available in all countries. Please contact your local representative. Revised: 03/2022. © 2022 Teleflex Incorporated. All rights reserved. MCI-100830 · EN-IN · REV 0 · 09 22 PDF